

Updates from the Office of Institutional Research and Effectiveness

## In this issue:

- Assessment Notice
- Note from the AVP
- Degrees Conferred FY21 Data
- Website Spotlight
- Important Assessment Dates
- External Reporting Update
- Excel Tip of the Month

## Note from the AVP

Welcome back. If you need institutional data or a Qualtrics account please contact us via [ir@gcsu.edu](mailto:ir@gcsu.edu).

## Assessment Notice

IUPUI Assessment Institute

October 24-27, 2021



The annual Assessment Institute, hosted by IUPUI and usually held in Indianapolis, Indiana, is the oldest and largest higher education event in the United States focused on assessment and improvement. This year, they are offering **complimentary registration** to members of the higher education community.

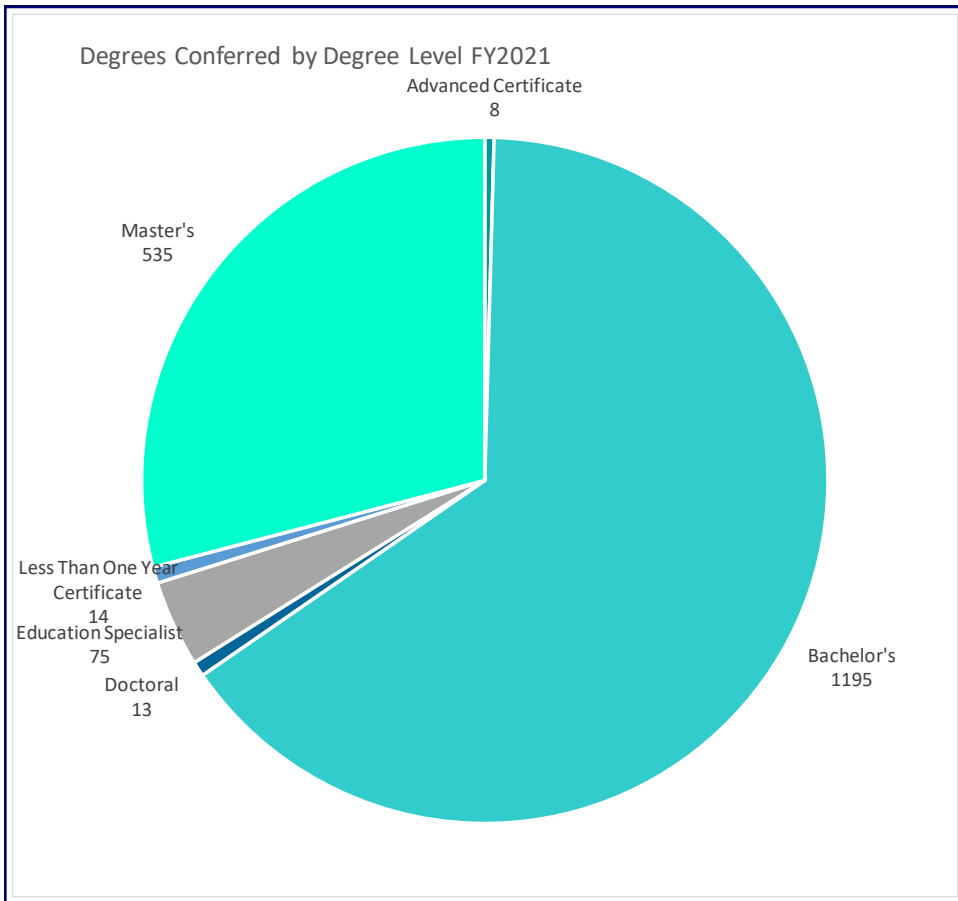
This is an EXCELLENT conference coordinated by the nation's leaders in assessment with tracks including learning improvement, STEM, student affairs programs and services, HIPs, diversity and equity, global learning, community engagement, and more. Additionally, they are offering *complementary registration for all of the pre-institute workshops as well.*

To view the full 2021 program and list of featured speakers, click [here](#).

For more information and to register, click [here](#). Registration is open until October 11<sup>th</sup>, 2021.

# Degrees Conferred FY21

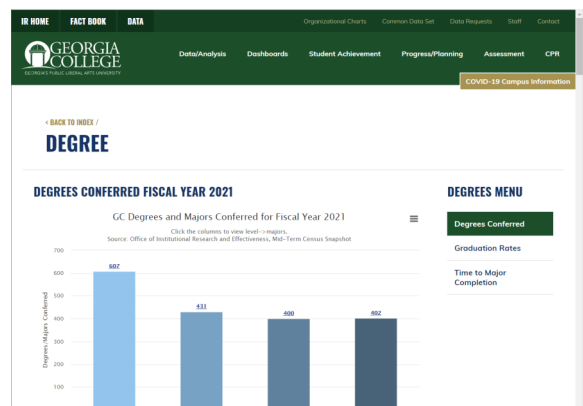
GC conferred **1,840** degrees across all levels. Bachelor's Degrees made up the majority totaling 1,195 conferred, Master's Degrees followed with a total of 535 degrees conferred, Education Specialist degrees totaled 75 conferred, Doctorate Degrees accounted for 13 conferred, Advanced Certificates made up 8 degrees conferred, and 14 Less than One Year Certificate make up the last degrees conferred.



**The Education Specialist programs saw the largest increase in degrees conferred from FY20 to FY21 with a 59.57% increase! Master's degrees conferred had the second largest increase from FY20 to FY21 with an increase of 8.96%.**

## Website Spotlight

Click the image on the right to check out our website for statistics, interactive visualizations, and data related to degrees conferred including totals by college & major and trends!



<b>Percentage of Degrees Conferred by Degree Level and Race/Ethnicity FY21</b>		
Degree Level	Race/Ethnicity	Percent by Degree Level
Less Than One Year Certificate	White	92.9%
Less Than One Year Certificate	Two or more races	7.1%
Advanced Certificate	White	87.5%
Advanced Certificate	Black or African American	12.5%
Bachelor's	White	83.9%
Bachelor's	Black or African American	6.3%
Bachelor's	Hispanic or Latino	5.9%
Bachelor's	Two or more races	2.8%
Bachelor's	Asian	1.0%
Bachelor's	Unknown	0.2%
Master's	White	71.0%
Master's	Black or African American	20.6%
Master's	Hispanic or Latino	5.2%
Master's	Asian	1.3%
Master's	Two or more races	0.9%
Master's	Unknown	0.7%
Master's	American Indian or Alaskan Native	0.2%
Education Specialist	White	61.3%
Education Specialist	Black or African American	34.7%
Education Specialist	Hispanic or Latino	4.0%
Doctoral	White	69.2%
Doctoral	Black or African American	30.8%

<b>Percentage of Degrees Conferred by Degree Level and Gender FY21</b>		
Degree Level	Gender	Percent by Degree Level
Less Than One Year Certificate	Female	71.4%
Less Than One Year Certificate	Male	28.6%
Advanced Certificate	Female	87.5%
Advanced Certificate	Male	12.5%
Bachelor's	Female	64.0%
Bachelor's	Male	36.0%
Master's	Female	66.9%
Master's	Male	33.1%
Education Specialist	Female	77.3%
Education Specialist	Male	22.7%
Doctoral	Female	100.0%

## Important Assessment Due Dates

- APRs: July 31, 2021 (past due)
- SMART Reports: October 15, 2021
- Progress & Planning: November 1, 2021
- Core Assessment, Fall 2021: December 17, 2021
- CPRs: April 30, 2022
- Core Assessment, Spring 2022: May 20, 2022

Contact  
us at  
[ir@gcsu.edu](mailto:ir@gcsu.edu)

## External Reporting Update

Our office is in the process of submitting data to the following organizations for external reporting purposes:

- Registration for the 2021-2022 IPEDS Cycle
- Peterson's Annual Survey of Graduate & Professional Institutions
- College Board

## Excel Tip of the Month

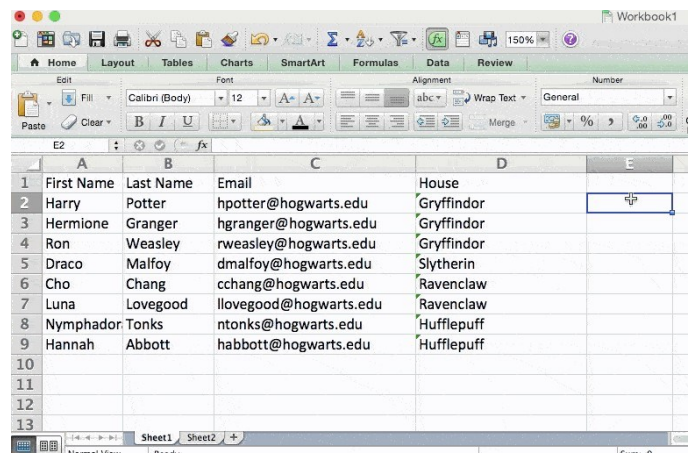
Use the **COUNTIF** function to make Excel count words or numbers in any range of cells.

Instead of manually counting how often a certain value or number appears, let Excel do the work for you. With the COUNTIF function, Excel can count the number of times a word or number appears in any range of cells.

For example, let's say I want to count the number of times the word "Gryffindor" appears in my data set.

The formula: **=COUNTIF(range, criteria)**

The formula with variables from our example:  
**=COUNTIF(D:D,"Gryffindor")**



The screenshot shows an Excel spreadsheet with the following data:

	A	B	C	D	E
1	First Name	Last Name	Email	House	
2	Harry	Potter	hpotter@hogwarts.edu	Gryffindor	
3	Hermione	Granger	hgranger@hogwarts.edu	Gryffindor	
4	Ron	Weasley	rweasley@hogwarts.edu	Gryffindor	
5	Draco	Malfoy	dmalfoy@hogwarts.edu	Slytherin	
6	Cho	Chang	cchang@hogwarts.edu	Ravenclaw	
7	Luna	Lovegood	llovegood@hogwarts.edu	Ravenclaw	
8	Nymphador	Tonks	ntonks@hogwarts.edu	Hufflepuff	
9	Hannah	Abbott	habbott@hogwarts.edu	Hufflepuff	
10					
11					
12					
13					

The formula bar shows the formula: **=COUNTIF(D:D,"Gryffindor")**